



Engage your audience!

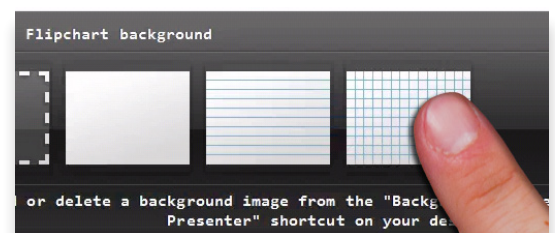
Presenters, instructors and trainers - now you can turn your iPad into the ultimate presentation remote! Once connected to your computer over Wi-Fi, you can control your presentation and annotate content all from an iPad from anywhere in the room.

Be Free to Roam

- + Have complete control over the presentation without needing to go back to your computer to move to the next slide
- + All slide animation, video and audio are played in high definition on your iPad
- + Interact with your audience in a more personable way by bringing the content to their seats!

Digital Flipchart

Create multiple-page flipcharts. Share them via email or review them in future lessons. Saved pages are fully editable so you can annotate over or delete them. Choose from different backgrounds including blank, ruled, and graphed.



Express Yourself

Use the Spotlight feature to focus on one part of the screen. Use intuitive touch gestures to simulate your mouse. Swipe left to right to navigate through slides or pages.



Splashtop Presenter is comprised of two components:



Splashtop Presenter app for the iPad



Splashtop Streamer software (free) for a remote computer

Requirements

Mobile Device

- iPad (all versions)
- Network connection



Remote Computer

- Windows 7, Vista, or XP or Mac OS X 10.6+
- 1 GB of RAM
- 1.6 GHz or faster dual-core CPU
- Network Connection



Download From



iTunes App Store



1054 S. De Anza Blvd., Ste. 200
San Jose, CA 95129 USA
408-861-1088 | www.splashtop.com

/splashtop

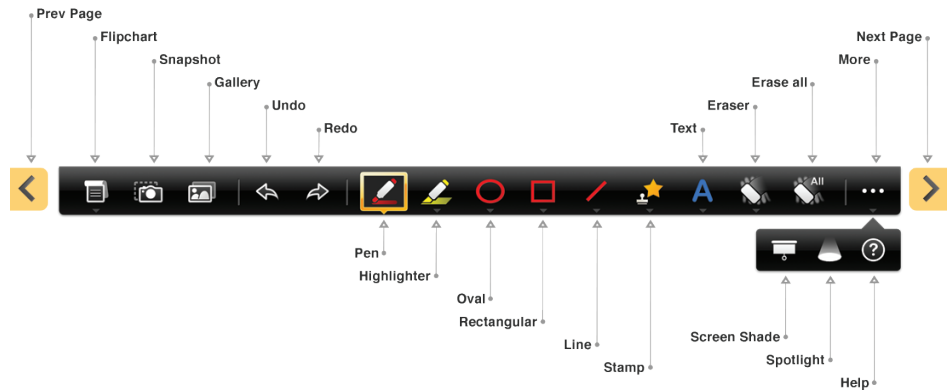
@splashtop

gplus.to/splashtop

Splashtop and its logo are trademarks of Splashtop Inc. in the U.S. and other countries. All other trademarks are property of their respective owners. Copyright © 2011 Splashtop Inc. All Rights Reserved.

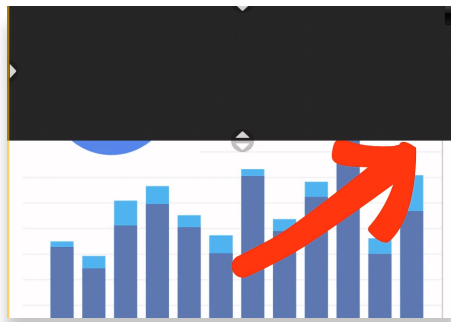
Toolbar in Detail

Use the toolbar to draw, highlight, or write over any content – even Keynote, Adobe Flash and video. Choose from different colored and sized pens, highlighter, shapes, and text tools. Show or hide the toolbar to maximize what is displayed on the projector.



Virtual Keyboard

Type in a URL or edit a document directly on your iPad freely. Keyboard will change based on whether you are connecting to a PC or Mac.



Screen Shade

Slowly reveal text or images to keep your audience focused using the Screen Shade.

Easy Setup

- 1 Download and install Splashtop Streamer onto your PC or Mac
- 2 Download and install Splashtop Presenter onto your iPad
- 3 Start Splashtop Presenter and connect to your computer over Wi-Fi